

Date: 6th October, 2014

To,
DEPARTMENT OF CORPORATE SERVICES.
THE BOMBAY STOCK EXCHANGE LTD.,
P J TOWER DALAL STREET,
MUMBAI 400 001.

BSE CODE No. 512247

Sub: Clause 35 of the Listing Agreement.

Sir/Madam,

Please find enclosed herewith Shareholding Pattern for the Quarter ended 30.09.2014 for your information and records.

Kindly acknowledge the same.

Thanking you,

Yours faithfully,
For **Ashirwad Capital Ltd.**



Dinesh Poddar
Managing Director

Encl.: As above.

Sub Table I (a) - Statement showing Shareholding Pattern


Name of the Company: ASHIRWAD CAPITAL LTD.
 Scrip Code : 512247 Class of security : " B "
 Quarter ended: 30TH SEPTEMBER, 2014

Partly paid-up shares:-	No. of partly paid-up shares	As a % of total no. of partly paid-up shares	As a % of total no. of shares of the Company
Held by Promoter/ Promoter Group	N.A	N.A	N.A
Held by Public	N.A	N.A	N.A
Total			
Outstanding convertible securities:-	No. of outstanding securities	As a % of total no. of outstanding convertible securities	As a % of total no. of shares of the Company, assuming full conversion of the convertible securities
Held by Promoter/ Promoter Group	N.A	N.A	N.A
Held by Public	N.A	N.A	N.A
Total			
Warrants:-	No. of warrants	As a % of total no. of warrant	As a % of total no. of shares of the Company, assuming full conversion of Warrants
Held by Promoter/ Promoter Group	N.A	N.A	N.A
Held by Public	N.A	N.A	N.A
Total			
Total paid-up capital of the Company, assuming full conversion of warrants and convertible securities	40000000		100


(I) (a) Statement showing Shareholding Pattern

Name of the Company :	ASHIRWAD CAPITAL LTD.		
Scrip Code :	512247	Quarter ended :	30.09.2014

Category code	Category of shareholder	Number of shareholders	Total number of shares	Number of shares held in dematerialized form	Total shareholding as a percentage of total number of shares		Shares Pledged or otherwise encumbered	
					As a percentage of (A+B)/11	As a percentage of (A+B+C)	Total number of shares	As a Percentage
(A)	<u>Shareholding of Promoter and Promoter Group</u> [2]							
1	Indian							
(a)	Individuals/Hindu Undivided Family	17	20400000	20400000	51.0000	51.0000	0	0.0000
(b)	Central Government/ State Government (s)							
(c)	Bodies Corporate							
(d)	Financial Institutions/ Banks							
(e)	Any Other (specify)							
	Sub-Total (A)(1)	17	20400000	20400000	51.0000	51.0000	0	0.0000
2	Foreign							
(a)	Individuals(Non-Resident Foreign Individuals) Individuals/ Foreign Individuals							
(b)	Bodies Corporate							
(c)	Institutions							
(d)	Any Other (specify)							
	Sub-Total (A)(2)	0	0	0	0.0000	0.0000	0	0.0000
	Total Shareholding of Promoter and Promoter Group (A)= (A)(1)+(A)(2)	17	20400000	20400000	51.0000	51.0000	0	0.0000



Category code	Category of shareholder	Number of shareholders	Total number of shares	Number of shares held in dematerialized form	Total shareholding as a percentage of total number of shares		Shares Pledged or otherwise encumbered	
					As a percentage of (A+B)II	As a percentage of (A+B+C)	Total number of shares	As a Percentage
(B)	Public shareholding[1]							
(1)	Institutions							
(a)	Mutual Funds/ UTI							
(b)	Financial Institutions/ Banks							
(c)	Central Government/ State Government(s)							
(d)	Venture Capital Funds							
(e)	Insurance Companies							
(f)	Foreign Institutional Investors							
(g)	Foreign Venture Capital Investors							
(h)	Any Other (specify)							
	Sub-Total (B)(1)	0	0	0	0	0	0	0.0000
(2)	Non-institutions							
(a)	Bodies Corporate	107	1726233	1722233	4.3156	4.3156	0	0.0000
(b)	Individuals -							
	i. Individual shareholders holding nominal share capital up to Rs. 1 lakh.	3788	10970350	10759050	27.4259	27.4259	0	0.0000
	ii. Individual shareholders holding nominal share capital in excess of Rs. 1 lakh.	24	6657493	6657493	16.6437	16.6437	0	0.0000
(c)	Any Other							0.0000
(c-i)	Clearing Member	10	128100	128100	0.3203	0.3203	0	0.0000
(c-ii)	NRI	13	117824	77824	0.2946	0.2946	0	0.0000
	Sub-Total (B)(2)	3942	19600000	19344700	49.0000	49.0000	0	0.0000
	Total Public Shareholding (B)=(B)(1) + (B)(2)	3942	19600000	19344700	49.0000	49.0000	0	0.0000
	TOTAL (A)+(B)	3959	40000000	39744700	100.0000	100.0000	0	0.0000
(C)	Shares held by Custodians and against which Depository Receipts have been issued	0	0	0	0.0000	0.0000	0	0.0000
	GRAND TOTAL (A)+(B)+(C)	3959	40000000	39744700	100.0000	100.0000	0	0.0000



(I)(b) Statement showing Shareholding of securities (including share warrants, convertible securities) of persons belonging to the category "Promoter and Promoter Group"

Sr. No.	Name of the shareholder	Total Shares held		Encumbered shares (*)			Details of warrants		Details of Convertible securities		Total shares (including underlying shares assuming full conversion of warrants and convertible securities) as a % of diluted share capital
		No of shares held	As a % of grand total (A)+(B)+(C)	Number	As a percentage	As a % of grand total(A)+(B)+(C) of sub-clause (I)(a).	Number of Warrants held	As a % total number of warrants of the same class	Number of convertible securities held	As a % total number of convertible securities of the same class	
1	SHILPA D PODDAR	4106100	10.2653	0	0	0.0000	0	0.0000	0	0.0000	10.2653
2	DINESH KUMAR PODDAR	3541600	8.8540	0	0	0.0000	0	0.0000	0	0.0000	8.8540
3	RAJESH KUMAR PODDAR	2277000	5.6925	0	0	0.0000	0	0.0000	0	0.0000	5.6925
4	DINESH RAJESH BROS HUF	1748600	4.3715	0	0	0.0000	0	0.0000	0	0.0000	4.3715
5	RAMPRASAD PODDAR & SONS HUF	1440000	3.6000	0	0	0.0000	0	0.0000	0	0.0000	3.6000
6	RHEA PODDAR	1224200	3.0605	0	0	0.0000	0	0.0000	0	0.0000	3.0605
7	RAMPRASAD DINESH KUMAR HUF	1018500	2.5463	0	0	0.0000	0	0.0000	0	0.0000	2.5463
8	RAMPRASAD RAJESH KUMAR HUF	979900	2.4498	0	0	0.0000	0	0.0000	0	0.0000	2.4498
9	RAMPRASAD PODDAR & CO HUF	801100	2.0028	0	0	0.0000	0	0.0000	0	0.0000	2.0028
10	RAMPRASAD PODDAR	704100	1.7603	0	0	0.0000	0	0.0000	0	0.0000	1.7603
11	PUSHPADEVI PODDAR	589500	1.4738	0	0	0.0000	0	0.0000	0	0.0000	1.4738
12	NUPUR PODDAR	542000	1.3550	0	0	0.0000	0	0.0000	0	0.0000	1.3550
13	ARYAN RAJESH PODDAR	485400	1.2135	0	0	0.0000	0	0.0000	0	0.0000	1.2135
14	DINESH KUMAR PODDAR HUF	409000	1.0225	0	0	0.0000	0	0.0000	0	0.0000	1.0225
15	PRABHAT PODDAR	252800	0.6320	0	0	0.0000	0	0.0000	0	0.0000	0.6320
16	RAJESH KUMAR PODDAR HUF	202700	0.5068	0	0	0.0000	0	0.0000	0	0.0000	0.5068
17	VEDAANT RAJESH PODDAR	77500	0.1938	0	0	0.0000	0	0.0000	0	0.0000	0.1938
	TOTAL	20400000	51.0000	0	0	0.0000	0	0.0000	0	0.0000	51.0000

(*) The term "encumbrance" has the same meaning as assigned to it in regulation 28(3) of the SAST Regulations, 2011

(I)(c) Statement showing holding of securities (including shares,warrants,convertible securities) of persons belonging to the category "Public" and holding more than 1% of the total number of shares of the company

Sr. No.	Name of the shareholder	No of shares	Shares as a % of total no. of shares (i.e., Grand Total(A)+(B)+(C) indicated in Statement at para	Details of warrants		Details of Convertible securities		Total shares (including underlying shares assuming full conversion of warrants and convertible securities) as a % of diluted share capital
				Number of Warrants held	As a % total number of warrants of the same class	Number of convertible securities held	As a % total number of convertible securities of the same class	
1	PREMILA M SHAH	701002	1.7525	0	0.0000	0	0.0000	1.7525
2	ANKIT R DOSHI	570910	1.4273	0	0.0000	0	0.0000	1.4273
3	SNEHAL GUPTA	472950	1.1824	0	0.0000	0	0.0000	1.1824
4	NIRMAL BANG SECURITIES PVT LTD	423815	1.0595	0	0.0000	0	0.0000	1.0595
5	SAMEER NATVARLAL SHAH	400038	1.0001	0	0.0000	0	0.0000	1.0001
6				0	0.0000	0	0.0000	0.0000
	TOTAL	2568715	6.4218	0	0.0000	0	0.0000	6.4218

(I)(c)ii Statement showing holding of securities (including shares,warrants,convertible securities) of persons (together with PAC) belonging to the category "Public" and holding more than 5% of the total number of shares of the company

Sr. No.	Name of the shareholder	No of shares	Shares as a % of total no. of shares (i.e., Grand Total(A)+(B)+(C) indicated in Statement at para	Details of warrants		Details of Convertible securities		Total shares (including underlying shares assuming full conversion of warrants and convertible securities) as a % of diluted share capital
				Number of Warrants held	As a % total number of warrants of the same class	Number of convertible securities held	As a % total number of convertible securities of the same class	
1		0	0.0000	0	0.0000	0	0.0000	0.0000
	TOTAL	0	0.0000	0	0.0000	0	0.0000	0.0000

(I)(d) Statement showing details of locked-in shares

Sr. No.	Name of the shareholder	Number of locked-in shares	Locked-in shares as a percentage of total number of shares (i.e., Grand Total (A)+(B)+(C) indicated in Statement at para (I) (a) above)
1		0	0.00000
	TOTAL	0	0.00000


(II)(a) Statement showing details of Depository Receipts (DRs)

Sr. No.	Type of outstanding DR (ADRs, GDRs, SDRs, etc.)	Number of outstanding DRs	Number of shares underlying outstanding DRs	Shares underlying outstanding DRs as a percentage of total number of shares (i.e., Grand Total (A)+(B)+(C) indicated in Statement at para (I) (a) above)
1		0	0	0.00000
	TOTAL	0	0	0.00000

(II)(b) Statement showing Holding of Depository Receipts (DRs), where underlying shares are in excess of 1% of the total number of shares

Sr. No.	Name of the DR Holder	Type of outstanding DR (ADRs, GDRs, SDRs, etc.)	Number of shares underlying outstanding DRs	Shares underlying outstanding DRs as a percentage of total number of shares (i.e., Grand Total (A)+(B)+(C) indicated in Statement at para (I) (a) above)
1			0	0.00000
	TOTAL	0	0	0.00000



For Ashirwad Capital Ltd.

Managing Director